

PRISMA

BLENDSET PALETTES

mehron™

Paradise
MAKEUP AQ™

ginny
APPROVED

Artist: Jinny | Model: Lauriane Chénier- Jacques





ARC-EN-CIEL




FLEUR



BREEZE



TWIST



COOL




FRANGIPANI




HOT



FLASH



FURRY



SHADOW



PATRIOT



SUNSET

DESIGN IDEAS CREATED BY: "JINNY" MAKEUP ARTISTE


Mehron's world-famous Paradise Makeup AQ is now available in our new Prisma BlendSet. Each color combination was designed to the exact specifications of world famous face & body artist and instructor, Jinny – Makeup Artiste. The large surface of the rectangular cake has equal amounts of each color. They can be applied with a sponge or brush. Available in a variety of BlendSets or a handy 8 BlendSet Palette for a quick, well organized set up.

Application with Sponge: Dampen sponge in water, wring out any excess water. Begin by placing the sponge at one end of the Prisma cake and swipe the sponge across to the other side, back and forth without lifting the sponge. This helps keep the lines in place. When sponge is fully loaded, place on the area to be designed and "pat" colors onto the skin.

Application with Brush: Wet the Custom Designed Square Paradise AQ brush and place it at one end of the Prisma cake and swipe the brush to the other side, back and forth without lifting the brush. This helps keep the colors in place. When the brush is fully loaded begin your design by placing the brush on the area to be designed and brush the colors on.


Removal: Removes easily with soap and warm water.

Twist



Shadow


Arc-en-ciel



Flash




Cool



Patriot





Hot



Fleur




Breeze

Frangipani



Furry



Sunset



PRISMA



Prisma Palette Brushes

Mehron, Inc. • 100 Red Schoolhouse Rd. • Chestnut Ridge, NY 10977
Mehron Ltd. London EC1M 4BH • www.mehron.com

